

PRELIMINARY

Notice : This is not a final specification
Some parametric are subject to change.

INK0410AC2

Switching
Silicon N-channel MOSFET

DESCRIPTION

INK0410AC2 is a Silicon N-channel MOSFET.

This product is most suitable for use such as portable machinery,
because of low voltage drive and low on resistance.

FEATURE

- High drain current $I_D=3.8A$
- Drive voltage 4.0V
- Low on Resistance. $R_{DS(ON)}=50m\Omega$ typ(@ $V_{GS}=10V$).
 $R_{DS(ON)}=55m\Omega$ typ(@ $V_{GS}=4.5V$).

APPLICATION

Switching.

MAXIMUM RATINGS ($T_a=25^\circ C$)

Parameter	Symbol	Rating	Unit
Drain-Source Voltage	V_{DS}	60	V
Gate-Source Voltage	V_{GS}	± 20	V
Drain Current(DC) (※1)	I_D	3.8	A
Drain Current(Pulse) (※2)	I_{DP}	12	A
Total Power Dissipation (※1)	P_D	1.5	W
Channel Temperature	T_{ch}	+150	$^\circ C$
Storage Temperature	T_{stg}	-55~+150	$^\circ C$

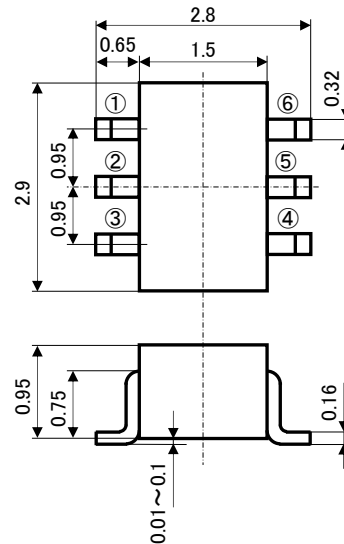
※1 package mounted on glass-epoxy substrate.

(39mm × 39mm × 1.6mm, Cu pad 1500mm²)

※2 $P_w \leq 10ms$, Duty cycle $\leq 1\%$

OUTLINE DRAWING

Unit: mm

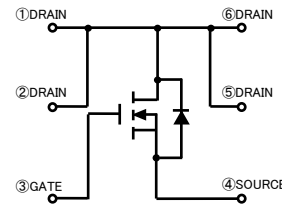


JEITA: Low-profile SC-74(SC-95)
JEDEC: SOT23-6L

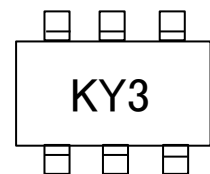
TERMINAL CONNECTOR

- ①: DRAIN
- ②: DRAIN
- ③: GATE
- ④: SOURCE
- ⑤: DRAIN
- ⑥: DRAIN

EQUIVALENT CIRCUIT



MARKING



ELECTRICAL CHARACTERISTICS ($T_a=25^\circ C$)

Parameter	Symbol	Test Condition	Limit			Unit
			MIN	TYP	MAX	
Drain-Source Breakdown Voltage	$V_{(BR)DS}$	$I_D=250\mu A$, $V_{GS}=0V$	60	—	—	V
Gate-Source Leak Current	I_{GSS}	$V_{GS}=\pm 20V$, $V_{DS}=0V$	—	—	± 1.0	μA
Zero Gate Voltage Drain Current	I_{DSS}	$V_{DS}=60V$, $V_{GS}=0V$	—	—	1.0	μA
Gate Threshold Voltage	V_{th}	$I_D=250\mu A$, $V_{DS}=V_{GS}$	1.0	—	2.5	V
Static Drain-Source On-State Resistance	$R_{DS(ON)}$	$I_D=3.8A$, $V_{GS}=4.5V$	—	55	95	$m\Omega$
		$I_D=3.8A$, $V_{GS}=10V$	—	50	83	$m\Omega$
Input Capacitance	C_{iss}	$V_{DS}=10V$, $V_{GS}=0V$, $f=1MHz$	—	610	—	pF
Output Capacitance	C_{oss}		—	60	—	
Feedback Capacitance	C_{rss}		—	35	—	
Switching Time	t_{on}	$V_{DD}=20V$, $I_D=200mA$, $V_{GS}=5V$	—	30	—	ns
	t_{off}		—	50	—	

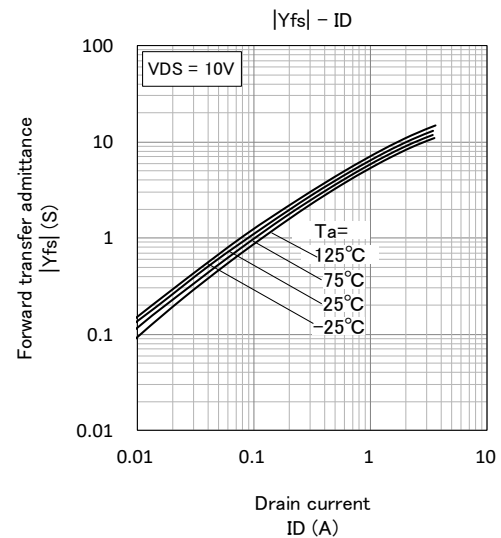
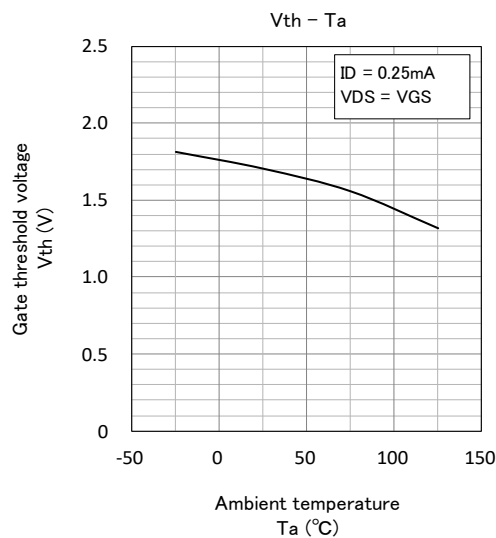
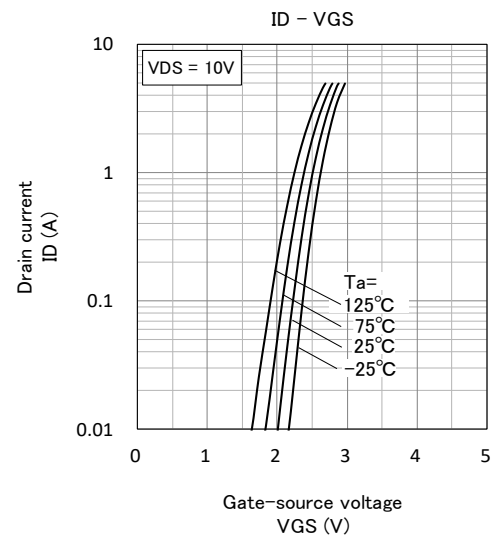
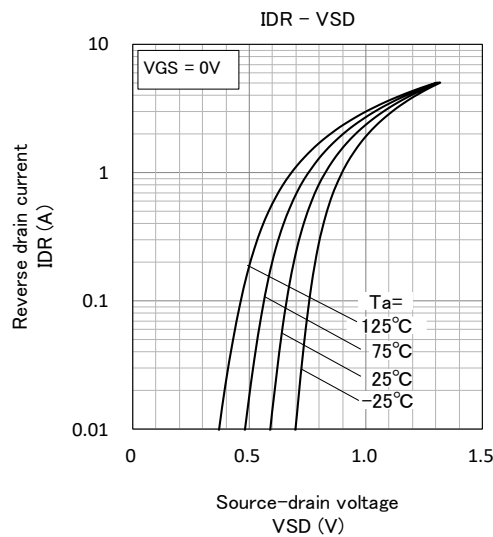
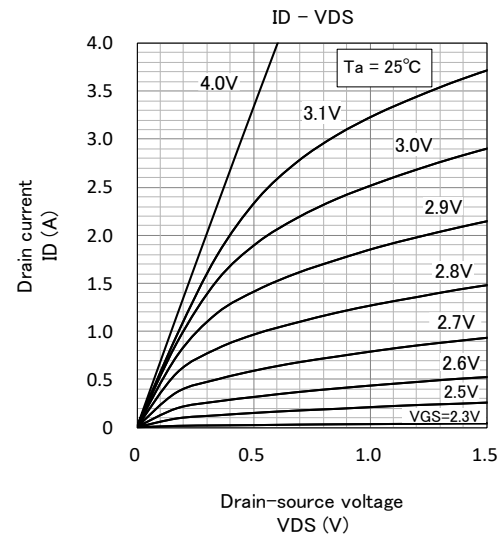
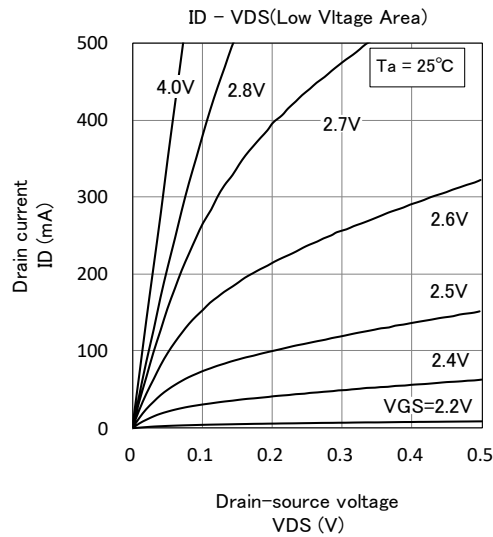
PRELIMINARY

Notice : This is not a final specification
Some parametric are subject to change.

INK0410AC2

Switching
Silicon N-channel MOSFET

TYPICAL CHARACTERISTICS

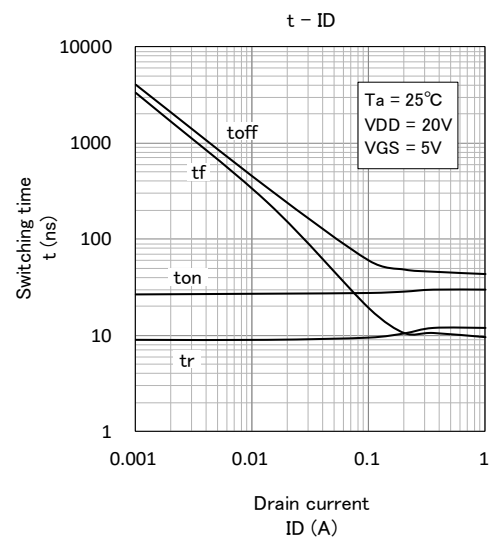
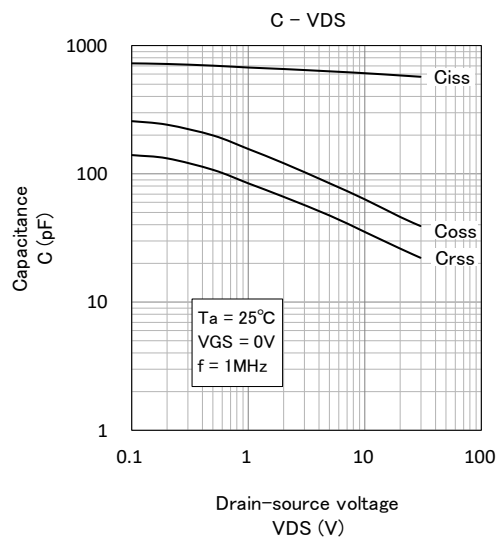
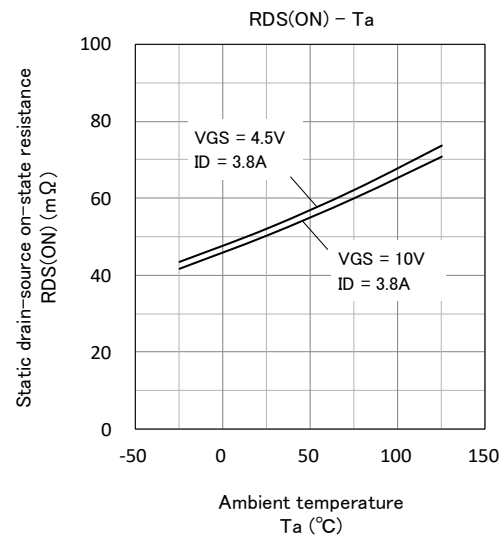
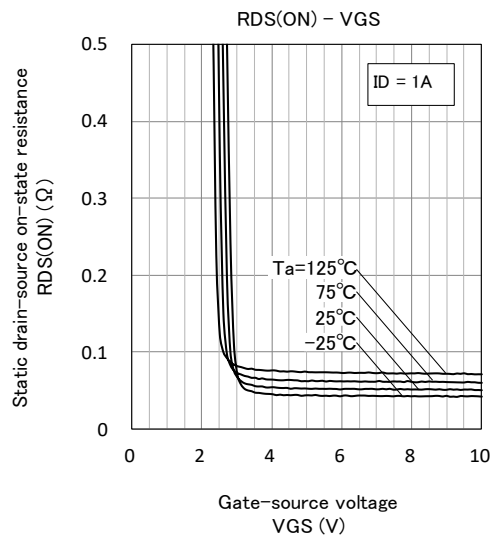
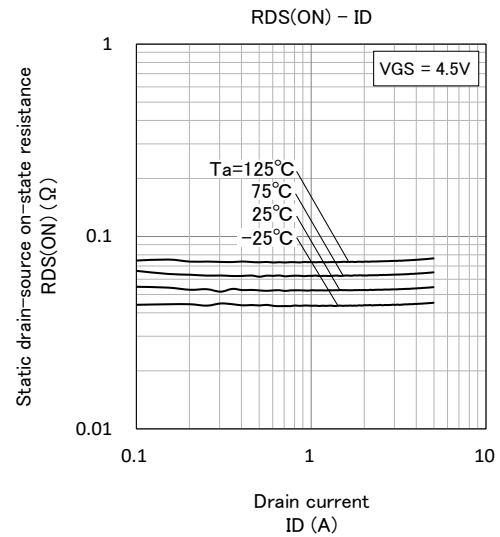
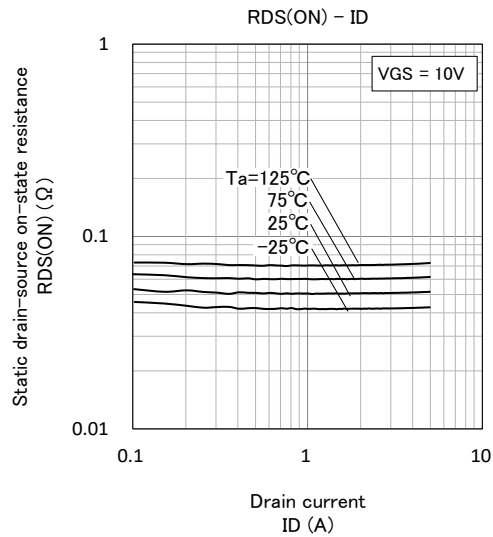


PRELIMINARY

Notice : This is not a final specification
Some parametric are subject to change.

INK0410AC2

Switching
Silicon N-channel MOSFET



Keep safety first in your circuit designs!

·ISAHAYA Electronics Corporation puts the maximum effort into making semiconductor products better and more reliable, but there is always the possibility that trouble may occur with them. Trouble with semiconductors may lead to personal injury, fire or property damage. Remember to give due consideration to safety when making your circuit designs, with appropriate measures such as (1) placement of substitutive, auxiliary, (2) use of non-flammable material or (3) prevention against any malfunction or mishap.

Notes regarding these materials

- These materials are intended as a reference to our customers in the selection of the ISAHAYA products best suited to the customer's application; they don't convey any license under any intellectual property rights, or any other rights, belonging ISAHAYA or third party.
- ISAHAYA Electronics Corporation assumes no responsibility for any damage, or infringement of any third party's rights, originating in the use of any product data, diagrams, charts or circuit application examples contained in these materials.
- All information contained in these materials, including product data, diagrams and charts, represent information on products at the time of publication of these materials, and are subject to change by ISAHAYA Electronics Corporation without notice due to product improvements or other reasons. It is therefore recommended that customers contact ISAHAYA Electronics Corporation or an authorized ISAHAYA products distributor for the latest product information before purchasing product listed herein.
- ISAHAYA Electronics Corporation products are not designed or manufactured for use in a device or system that is used under circumstances in which human life is potentially at stake. Please contact ISAHAYA Electronics Corporation or an authorized ISAHAYA products distributor when considering the use of a product contained herein for any specific purposes, such as apparatus or systems for transportation, vehicular, medical, aerospace, nuclear, or undersea repeater use.
- The prior written approval of ISAHAYA Electronics Corporation is necessary to reprint or reproduce in whole or in part these materials.
- If these products or technologies are subject to the Japanese export control restrictions, they must be exported under a license from the Japanese government and cannot be imported into a country other than the approved destination. Any diversion or re-export contrary to the export control laws and regulations of Japan and/or the country of destination is prohibited.
- Please contact ISAHAYA Electronics Corporation or authorized ISAHAYA products distributor for further details on these materials or the products contained therein.